



Course: 70428.1243: GEO.105.M800.SUMMER24.World Urban Geography
Instructor: Sohrob Aslamy *
Response Rate: 4/19 (21.05 %)

1 - My key reasons for taking this course were: (Select all that apply.)

Response Option	Weight	Frequency	Percent	Percent Responses	
Interested in the subject	(1)	0	0.00%		
Required for major, minor, or program	(2)	1	25.00%	<div></div>	
Fulfilled Liberal Arts requirement/distribution (undergraduate only)	(3)	3	75.00%	<div></div>	
Reputation of instructor	(4)	0	0.00%		
Fit into my schedule	(5)	2	50.00%	<div></div>	
Advisor recommended course	(6)	1	25.00%	<div></div>	
Friend(s) recommended course	(7)	0	0.00%		
Other	(8)	0	0.00%		
Response Rate		4/19 (21.05%)			

2 - If you selected 'other' as a key reason, please comment.

Response Rate	0/19 (0%)
----------------------	-----------

3 - For this course, on average, I spent the following time, outside of synchronous or in-person class sessions, on course work:

Response Option	Weight	Frequency	Percent	Percent Responses	Means
0 hours per week	(1)	0	0.00%		
1-3 hours per week	(2)	0	0.00%		
4-6 hours per week	(3)	1	25.00%	■	
7-10 hours per week	(4)	2	50.00%	■	
11-15 hours per week	(5)	0	0.00%		
More than 15 hours per week	(6)	1	25.00%	■	
				0 25 50 100	Question
Response Rate				Mean	STD
4/19 (21.05%)				4.25	1.26
					Median
					4.00

4 - I feel that I performed to my potential in this course.

Response Option	Weight	Frequency	Percent	Percent Responses	Means
Strongly Disagree	(1)	0	0.00%		
Disagree	(2)	0	0.00%		
Somewhat Disagree	(3)	0	0.00%		
Somewhat Agree	(4)	1	25.00%	■	
Agree	(5)	3	75.00%	■	
Strongly Agree	(6)	0	0.00%		
				0 25 50 100	Question
Response Rate				Mean	STD
4/19 (21.05%)				4.75	0.50
					Median
					5.00

5 - The syllabus was an accurate guide to course requirements.

Response Option	Weight	Frequency	Percent	Percent Responses	Means
Strongly Disagree	(1)	0	0.00%		
Disagree	(2)	0	0.00%		
Somewhat Disagree	(3)	0	0.00%		
Somewhat Agree	(4)	1	25.00%	■	
Agree	(5)	3	75.00%	■	
Strongly Agree	(6)	0	0.00%		
				0 25 50 100	Question
Response Rate				Mean	STD
4/19 (21.05%)				4.75	0.50
					Median
					5.00



Course: 70428.1243: GEO.105.M800.SUMMER24.World Urban Geography
Instructor: Sohrob Aslamy *
Response Rate: 4/19 (21.05 %)

6 - Student participation and the contribution of ideas, comments, and questions were encouraged.

Response Option	Weight	Frequency	Percent	Percent Responses	Means			
Strongly Disagree	(1)	0	0.00%					
Disagree	(2)	0	0.00%					
Somewhat Disagree	(3)	0	0.00%					
Somewhat Agree	(4)	1	25.00%					
Agree	(5)	3	75.00%					
Strongly Agree	(6)	0	0.00%					
				0 25 50 100	Question			
Response Rate				Mean		STD		Median
4/19 (21.05%)				4.75		0.50		5.00

7 - I felt a sense of belonging and community in the class.

Response Option	Weight	Frequency	Percent	Percent Responses	Means			
Strongly Disagree	(1)	0	0.00%					
Disagree	(2)	0	0.00%					
Somewhat Disagree	(3)	0	0.00%					
Somewhat Agree	(4)	1	25.00%					
Agree	(5)	3	75.00%					
Strongly Agree	(6)	0	0.00%					
				0 25 50 100	Question			
Response Rate				Mean		STD		Median
4/19 (21.05%)				4.75		0.50		5.00

8 - Course assessments (e.g., exams/quizzes, papers, presentations, projects, performances, etc.) allowed me to demonstrate what I learned.

Response Option	Weight	Frequency	Percent	Percent Responses	Means			
Strongly Disagree	(1)	0	0.00%					
Disagree	(2)	0	0.00%					
Somewhat Disagree	(3)	0	0.00%					
Somewhat Agree	(4)	2	50.00%					
Agree	(5)	2	50.00%					
Strongly Agree	(6)	0	0.00%					
				0 25 50 100	Question			
Response Rate				Mean		STD		Median
4/19 (21.05%)				4.50		0.58		4.50

9 - I received helpful feedback from the instructor to guide my progress in this course.

Sohrob Aslamy

Response Option	Weight	Frequency	Percent	Percent Responses	Means			
Strongly Disagree	(1)	0	0.00%					
Disagree	(2)	0	0.00%					
Somewhat Disagree	(3)	0	0.00%					
Somewhat Agree	(4)	2	50.00%					
Agree	(5)	2	50.00%					
Strongly Agree	(6)	0	0.00%					
				0 25 50 100	Question			
Response Rate				Mean		STD		Median
4/19 (21.05%)				4.50		0.58		4.50



Course: 70428.1243: GEO.105.M800.SUMMER24.World Urban Geography
Instructor: Sohrob Aslamy *
Response Rate: 4/19 (21.05 %)

10 - The lectures were clear and well-organized.

Response Option	Weight	Frequency	Percent	Percent Responses	Means			
Strongly disagree	(1)	0	0.00%					
Disagree	(2)	1	25.00%					
Neutral	(3)	0	0.00%					
Agree	(4)	3	75.00%					
Strongly agree	(5)	0	0.00%					
Not Applicable	(0)	0	0.00%					
				0 25 50 100	Question			
Response Rate				Mean	STD	Median		
4/19 (21.05%)				3.50	1.00	4.00		

11 - The instructor introduced me to new ideas and concepts.

Sohrob Aslamy

Response Option	Weight	Frequency	Percent	Percent Responses	Means			
Strongly disagree	(1)	0	0.00%					
Disagree	(2)	0	0.00%					
Neutral	(3)	0	0.00%					
Agree	(4)	2	50.00%					
Strongly agree	(5)	2	50.00%					
Not Applicable	(0)	0	0.00%					
				0 25 50 100	Question			
Response Rate				Mean	STD	Median		
4/19 (21.05%)				4.50	0.58	4.50		

12 - The instructor asked questions that stimulated general discussion.

Sohrob Aslamy

Response Option	Weight	Frequency	Percent	Percent Responses	Means			
Strongly disagree	(1)	0	0.00%					
Disagree	(2)	0	0.00%					
Neutral	(3)	1	25.00%					
Agree	(4)	3	75.00%					
Strongly agree	(5)	0	0.00%					
Not Applicable	(0)	0	0.00%					
				0 25 50 100	Question			
Response Rate				Mean	STD	Median		
4/19 (21.05%)				3.75	0.50	4.00		

13 - The instructor gave consideration to the concerns, comments, and questions of students.

Sohrob Aslamy

Response Option	Weight	Frequency	Percent	Percent Responses	Means			
Strongly disagree	(1)	0	0.00%					
Disagree	(2)	0	0.00%					
Neutral	(3)	2	50.00%					
Agree	(4)	1	25.00%					
Strongly agree	(5)	1	25.00%					
Not Applicable	(0)	0	0.00%					
				0 25 50 100	Question			
Response Rate				Mean	STD	Median		
4/19 (21.05%)				3.75	0.96	3.50		



Course: 70428.1243: GEO.105.M800.SUMMER24.World Urban Geography
Instructor: Sohrob Aslamy *
Response Rate: 4/19 (21.05 %)

14 - The instructor showed enthusiasm for the course material.

Sohrob Aslamy

Response Option	Weight	Frequency	Percent	Percent Responses	Means			
Strongly disagree	(1)	0	0.00%					
Disagree	(2)	0	0.00%					
Neutral	(3)	0	0.00%					
Agree	(4)	3	75.00%	■				
Strongly agree	(5)	1	25.00%	■				
Not Applicable	(0)	0	0.00%					
				0 25 50 100	Question			
Response Rate				Mean		STD		Median
4/19 (21.05%)				4.25		0.50		4.00

15 - The course challenged me to think seriously about the subject matter.

Response Option	Weight	Frequency	Percent	Percent Responses	Means			
Strongly disagree	(1)	0	0.00%					
Disagree	(2)	0	0.00%					
Neutral	(3)	0	0.00%					
Agree	(4)	4	100.00%	■				
Strongly agree	(5)	0	0.00%					
Not Applicable	(0)	0	0.00%					
				0 25 50 100	Question			
Response Rate				Mean		STD		Median
4/19 (21.05%)				4.00		0.00		4.00

16 - I gained an understanding of major concepts in geography.

Response Option	Weight	Frequency	Percent	Percent Responses	Means			
Strongly disagree	(1)	0	0.00%					
Disagree	(2)	0	0.00%					
Neutral	(3)	1	25.00%	■				
Agree	(4)	2	50.00%	■				
Strongly agree	(5)	1	25.00%	■				
Not Applicable	(0)	0	0.00%					
				0 25 50 100	Question			
Response Rate				Mean		STD		Median
4/19 (21.05%)				4.00		0.82		4.00

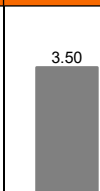
17 - I became aware of multiple perspectives and debates on issues in geography.

Response Option	Weight	Frequency	Percent	Percent Responses	Means			
Strongly disagree	(1)	0	0.00%					
Disagree	(2)	0	0.00%					
Neutral	(3)	0	0.00%					
Agree	(4)	4	100.00%	■				
Strongly agree	(5)	0	0.00%					
Not Applicable	(0)	0	0.00%					
				0 25 50 100	Question			
Response Rate				Mean		STD		Median
4/19 (21.05%)				4.00		0.00		4.00

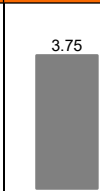


Course: 70428.1243: GEO.105.M800.SUMMER24.World Urban Geography
Instructor: Sohrob Aslamy *
Response Rate: 4/19 (21.05 %)

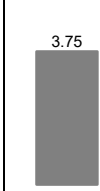
18 - I am able to identify, locate, evaluate, use, and share information as it pertains to geography.

Response Option	Weight	Frequency	Percent	Percent Responses	Means			
Strongly disagree	(1)	0	0.00%					
Disagree	(2)	0	0.00%					
Neutral	(3)	2	50.00%	■				
Agree	(4)	2	50.00%	■				
Strongly agree	(5)	0	0.00%					
Not Applicable	(0)	0	0.00%					
				0 25 50 100	Question			
Response Rate				Mean		STD		Median
4/19 (21.05%)				3.50		0.58		3.50


19 - I am able to critically read and understand the scholarly literature in geography.

Response Option	Weight	Frequency	Percent	Percent Responses	Means			
Strongly disagree	(1)	0	0.00%					
Disagree	(2)	0	0.00%					
Neutral	(3)	1	25.00%	■				
Agree	(4)	3	75.00%	■				
Strongly agree	(5)	0	0.00%					
Not Applicable	(0)	0	0.00%					
				0 25 50 100	Question			
Response Rate				Mean		STD		Median
4/19 (21.05%)				3.75		0.50		4.00

20 - I developed skills in displaying geographic information in a graphic or visual form.

Response Option	Weight	Frequency	Percent	Percent Responses	Means			
Strongly disagree	(1)	0	0.00%					
Disagree	(2)	0	0.00%					
Neutral	(3)	1	25.00%	■				
Agree	(4)	3	75.00%	■				
Strongly agree	(5)	0	0.00%					
Not Applicable	(0)	0	0.00%					
				0 25 50 100	Question			
Response Rate				Mean		STD		Median
4/19 (21.05%)				3.75		0.50		4.00

21 - I have a better understanding of the changing relationship between humans and the environment.

Response Option	Weight	Frequency	Percent	Percent Responses	Means			
Strongly disagree	(1)	0	0.00%					
Disagree	(2)	0	0.00%					
Neutral	(3)	0	0.00%					
Agree	(4)	3	75.00%	■				
Strongly agree	(5)	1	25.00%	■				
Not Applicable	(0)	0	0.00%					
				0 25 50 100	Question			
Response Rate				Mean		STD		Median
4/19 (21.05%)				4.25		0.50		4.00



Course: 70428.1243: GEO.105.M800.SUMMER24.World Urban Geography
Instructor: Sohrob Aslamy *
Response Rate: 4/19 (21.05 %)

22 - I have a better understanding of the relationship between people and places over time and across space.

Response Option	Weight	Frequency	Percent	Percent Responses	Means			
Strongly disagree	(1)	0	0.00%					
Disagree	(2)	0	0.00%					
Neutral	(3)	0	0.00%					
Agree	(4)	4	100.00%					
Strongly agree	(5)	0	0.00%					
Not Applicable	(0)	0	0.00%					
				0 25 50 100	Question			
Response Rate				Mean		STD		Median
4/19 (21.05%)				4.00		0.00		4.00

23 - I have a better understanding of basic geographic methods of presenting and using spatial information (e.g. map making and reading, spatial analysis and visualization).

Response Option	Weight	Frequency	Percent	Percent Responses	Means			
Strongly disagree	(1)	0	0.00%					
Disagree	(2)	0	0.00%					
Neutral	(3)	1	25.00%					
Agree	(4)	3	75.00%					
Strongly agree	(5)	0	0.00%					
Not Applicable	(0)	0	0.00%					
				0 25 50 100	Question			
Response Rate				Mean		STD		Median
4/19 (21.05%)				3.75		0.50		4.00

24 - I have a better understanding of the value of a geographic perspective on the world around us.

Response Option	Weight	Frequency	Percent	Percent Responses	Means			
Strongly disagree	(1)	0	0.00%					
Disagree	(2)	0	0.00%					
Neutral	(3)	0	0.00%					
Agree	(4)	4	100.00%					
Strongly agree	(5)	0	0.00%					
Not Applicable	(0)	0	0.00%					
				0 25 50 100	Question			
Response Rate				Mean		STD		Median
4/19 (21.05%)				4.00		0.00		4.00

25 - I have a better understanding of the natural environment, including patterns and causal processes, and variations over time and across space.

Response Option	Weight	Frequency	Percent	Percent Responses	Means			
Strongly disagree	(1)	0	0.00%					
Disagree	(2)	0	0.00%					
Neutral	(3)	0	0.00%					
Agree	(4)	4	100.00%					
Strongly agree	(5)	0	0.00%					
Not Applicable	(0)	0	0.00%					
				0 25 50 100	Question			
Response Rate				Mean		STD		Median
4/19 (21.05%)				4.00		0.00		4.00



Course: 70428.1243: GEO.105.M800.SUMMER24.World Urban Geography
Instructor: Sohrob Aslamy *
Response Rate: 4/19 (21.05 %)

26 - Overall, I learned a great deal from this course.

Response Option	Weight	Frequency	Percent	Percent Responses	Means			
Strongly disagree	(1)	0	0.00%					
Disagree	(2)	0	0.00%					
Neutral	(3)	2	50.00%					
Agree	(4)	2	50.00%					
Strongly agree	(5)	0	0.00%					
Not Applicable	(0)	0	0.00%					
				0 25 50 100	Question			
Response Rate				Mean		STD		Median
4/19 (21.05%)				3.50		0.58		3.50

27 - The instructor of this course was:

Sohrob Aslamy

Response Option	Weight	Frequency	Percent	Percent Responses	Means			
Poor	(1)	0	0.00%					
Below average	(2)	0	0.00%					
Average	(3)	2	50.00%					
Above average	(4)	1	25.00%					
Excellent	(5)	1	25.00%					
				0 25 50 100	Question			
Response Rate				Mean		STD		Median
4/19 (21.05%)				3.75		0.96		3.50

28 - This course was:

Response Option	Weight	Frequency	Percent	Percent Responses	Means			
Poor	(1)	0	0.00%					
Below average	(2)	0	0.00%					
Average	(3)	2	50.00%					
Above average	(4)	1	25.00%					
Excellent	(5)	1	25.00%					
				0 25 50 100	Question			
Response Rate				Mean		STD		Median
4/19 (21.05%)				3.75		0.96		3.50

29 - Which of the following best describes you?

Response Option	Weight	Frequency	Percent	Percent Responses	Means			
Geography Major	(1)	0	0.00%					
Geography Minor	(2)	0	0.00%					
Environment & Society Minor	(3)	0	0.00%					
Environment Sustainability and Policy Major	(4)	0	0.00%					
Undeclared Undergraduate	(5)	0	0.00%					
Other Major	(6)	4	100.00%					
				0 25 50 100				
Response Rate								
4/19 (21.05%)								

30 - Other Major:

Response Rate	0/19 (0%)
---------------	-----------



Course: 70428.1243: GEO.105.M800.SUMMER24.World Urban Geography
Instructor: Sohrob Aslamy *
Response Rate: 4/19 (21.05 %)

31 - Class Status

Response Option	Weight	Frequency	Percent	Percent Responses	Means
Freshman	(1)	0	0.00%		
Sophomore	(2)	0	0.00%		
Junior	(3)	1	25.00%		
Senior	(4)	2	50.00%		
Graduate student	(5)	1	25.00%		
Non-matriculated student	(6)	0	0.00%		
				0 25 50 100	
Response Rate					
4/19 (21.05%)					

32 - Gender

Response Option	Weight	Frequency	Percent	Percent Responses	Means
Male	(1)	3	75.00%		
Female	(2)	1	25.00%		
Transgender	(3)	0	0.00%		
Unsure / other	(4)	0	0.00%		
Prefer not to say	(5)	0	0.00%		
				0 25 50 100	
Response Rate					
4/19 (21.05%)					

33 - Are you taking this course to fulfill a requirement?

Response Option	Weight	Frequency	Percent	Percent Responses	Means
Yes	(1)	3	75.00%		
No	(2)	1	25.00%		
				0 25 50 100	
Response Rate					
4/19 (21.05%)					

34 - I attended the following percentage of class meetings:

Response Option	Weight	Frequency	Percent	Percent Responses	Means
Over 90%	(5)	3	100.00%		
80-90%	(4)	0	0.00%		
60-79%	(3)	0	0.00%		
50-69%	(2)	0	0.00%		
Less than 50%	(1)	0	0.00%		
				0 25 50 100	
Response Rate					
3/19 (15.79%)					

35 - On average, how many hours per week did you spend preparing for this course outside of class time?

Response Option	Weight	Frequency	Percent	Percent Responses	Means
Less than 1 hour	(1)	0	0.00%		<div>2.50</div>
1-2 hours	(2)	3	75.00%		
3-4 hours	(3)	0	0.00%		
More than 4 hours	(4)	1	25.00%		
				0 25 50 100	Question
Response Rate				Mean	STD
4/19 (21.05%)				2.50	1.00
					Median
					2.00



Course: 70428.1243: GEO.105.M800.SUMMER24.World Urban Geography
Instructor: Sohrob Aslamy *
Response Rate: 4/19 (21.05 %)

36 - The work load for this course in relation to other courses of the same level was:

Response Option	Weight	Frequency	Percent	Percent Responses	Means
Much heavier	(1)	0	0.00%		
Heavier	(2)	1	25.00%	■	
About the same	(3)	3	75.00%	■■■	
Lighter	(4)	0	0.00%		
Much lighter	(5)	0	0.00%		
				0 25 50 100	
Response Rate					
4/19 (21.05%)					

37 - The grading standards for this course in relation to other courses of the same level were:

Response Option	Weight	Frequency	Percent	Percent Responses	Means
Much harder	(1)	0	0.00%		
Harder	(2)	0	0.00%		
About the same	(3)	4	100.00%	■■■■	
Easier	(4)	0	0.00%		
Much easier	(5)	0	0.00%		
				0 25 50 100	
Response Rate					
4/19 (21.05%)					

38 - What aspects of this course were most successful? Why?

Response Rate	3/19 (15.79%)
<ul style="list-style-type: none"> • NA • The recorded lectures were helpful. • cramming everything into 2 weeks 	

39 - What aspects of this course were least successful? Why?

Response Rate	2/19 (10.53%)
<ul style="list-style-type: none"> • Time to complete both exams. Felt like an hour was not enough. • lectures were a bit slow 	

40 - Please comment on any issues that you feel are not addressed by this questionnaire.

Response Rate	1/19 (5.26%)
<ul style="list-style-type: none"> • I feel like having the midterm and final being a 60 minutes is criminal. That is not enough time for an examination, considering I have to answer 25 multiple choice, 5 true or false, and 2 long answers that have to be at least 300 words. 	