



**Course:** 72461.1243: GEO.171.M002.SUMMER24.Human Geographies  
**Instructor:** Sohrob Aslamy \*  
**Response Rate:** 5/15 (33.33 %)

**1 - My key reasons for taking this course were: (Select all that apply.)**

Response Option	Weight	Frequency	Percent	Percent Responses	
Interested in the subject	(1)	2	40.00%	<div><div></div></div>	
Required for major, minor, or program	(2)	3	60.00%	<div><div></div></div>	
Fulfilled Liberal Arts requirement/distribution (undergraduate only)	(3)	2	40.00%	<div><div></div></div>	
Reputation of instructor	(4)	0	0.00%		
Fit into my schedule	(5)	0	0.00%		
Advisor recommended course	(6)	1	20.00%	<div><div></div></div>	
Friend(s) recommended course	(7)	0	0.00%		
Other	(8)	0	0.00%		
<b>Response Rate</b>	5/15 (33.33%)				

**2 - If you selected 'other' as a key reason, please comment.**

<b>Response Rate</b>	0/15 (0%)
----------------------	-----------

**3 - For this course, on average, I spent the following time, outside of synchronous or in-person class sessions, on course work:**

Response Option	Weight	Frequency	Percent	Percent Responses	Means
0 hours per week	(1)	0	0.00%		
1-3 hours per week	(2)	2	40.00%	<div><div></div></div>	
4-6 hours per week	(3)	2	40.00%	<div><div></div></div>	
7-10 hours per week	(4)	1	20.00%	<div><div></div></div>	
11-15 hours per week	(5)	0	0.00%		
More than 15 hours per week	(6)	0	0.00%		
				0 25 50 100	Question
<b>Response Rate</b>			<b>Mean</b>	<b>STD</b>	<b>Median</b>
5/15 (33.33%)			2.80	0.84	3.00

**4 - I feel that I performed to my potential in this course.**

Response Option	Weight	Frequency	Percent	Percent Responses	Means
Strongly Disagree	(1)	0	0.00%		
Disagree	(2)	0	0.00%		
Somewhat Disagree	(3)	0	0.00%		
Somewhat Agree	(4)	1	20.00%	<div><div></div></div>	
Agree	(5)	3	60.00%	<div><div></div></div>	
Strongly Agree	(6)	1	20.00%	<div><div></div></div>	
				0 25 50 100	Question
<b>Response Rate</b>			<b>Mean</b>	<b>STD</b>	<b>Median</b>
5/15 (33.33%)			5.00	0.71	5.00

**5 - The syllabus was an accurate guide to course requirements.**

Response Option	Weight	Frequency	Percent	Percent Responses	Means
Strongly Disagree	(1)	0	0.00%		
Disagree	(2)	0	0.00%		
Somewhat Disagree	(3)	0	0.00%		
Somewhat Agree	(4)	1	20.00%	<div><div></div></div>	
Agree	(5)	3	60.00%	<div><div></div></div>	
Strongly Agree	(6)	1	20.00%	<div><div></div></div>	
				0 25 50 100	Question
<b>Response Rate</b>			<b>Mean</b>	<b>STD</b>	<b>Median</b>
5/15 (33.33%)			5.00	0.71	5.00



**Course:** 72461.1243: GEO.171.M002.SUMMER24.Human Geographies  
**Instructor:** Sohrob Aslamy \*  
**Response Rate:** 5/15 (33.33 %)

**6 - Student participation and the contribution of ideas, comments, and questions were encouraged.**

Response Option	Weight	Frequency	Percent	Percent Responses	Means			
Strongly Disagree	(1)	0	0.00%					
Disagree	(2)	0	0.00%					
Somewhat Disagree	(3)	0	0.00%					
Somewhat Agree	(4)	0	0.00%					
Agree	(5)	3	60.00%					
Strongly Agree	(6)	2	40.00%					
				0 25 50 100	Question			
Response Rate				Mean		STD		Median
5/15 (33.33%)				5.40		0.55		5.00

**7 - I felt a sense of belonging and community in the class.**

Response Option	Weight	Frequency	Percent	Percent Responses	Means			
Strongly Disagree	(1)	0	0.00%					
Disagree	(2)	0	0.00%					
Somewhat Disagree	(3)	0	0.00%					
Somewhat Agree	(4)	0	0.00%					
Agree	(5)	4	80.00%					
Strongly Agree	(6)	1	20.00%					
				0 25 50 100	Question			
Response Rate				Mean		STD		Median
5/15 (33.33%)				5.20		0.45		5.00

**8 - Course assessments (e.g., exams/quizzes, papers, presentations, projects, performances, etc.) allowed me to demonstrate what I learned.**

Response Option	Weight	Frequency	Percent	Percent Responses	Means			
Strongly Disagree	(1)	0	0.00%					
Disagree	(2)	0	0.00%					
Somewhat Disagree	(3)	0	0.00%					
Somewhat Agree	(4)	0	0.00%					
Agree	(5)	3	60.00%					
Strongly Agree	(6)	2	40.00%					
				0 25 50 100	Question			
Response Rate				Mean		STD		Median
5/15 (33.33%)				5.40		0.55		5.00

**9 - I received helpful feedback from the instructor to guide my progress in this course.**

Sohrob Aslamy

Response Option	Weight	Frequency	Percent	Percent Responses	Means			
Strongly Disagree	(1)	0	0.00%					
Disagree	(2)	0	0.00%					
Somewhat Disagree	(3)	0	0.00%					
Somewhat Agree	(4)	0	0.00%					
Agree	(5)	3	60.00%					
Strongly Agree	(6)	2	40.00%					
				0 25 50 100	Question			
Response Rate				Mean		STD		Median
5/15 (33.33%)				5.40		0.55		5.00



**Course:** 72461.1243: GEO.171.M002.SUMMER24.Human Geographies  
**Instructor:** Sohrob Aslamy \*  
**Response Rate:** 5/15 (33.33 %)

**10 - The lectures were clear and well-organized.**

Response Option	Weight	Frequency	Percent	Percent Responses	Means			
Strongly disagree	(1)	0	0.00%					
Disagree	(2)	0	0.00%					
Neutral	(3)	0	0.00%					
Agree	(4)	1	20.00%					
Strongly agree	(5)	4	80.00%					
Not Applicable	(0)	0	0.00%					
				0 25 50 100	Question			
<b>Response Rate</b>				<b>Mean</b>		<b>STD</b>		<b>Median</b>
5/15 (33.33%)				4.80		0.45		5.00

**11 - The instructor introduced me to new ideas and concepts.**

**Sohrob Aslamy**

Response Option	Weight	Frequency	Percent	Percent Responses	Means			
Strongly disagree	(1)	0	0.00%					
Disagree	(2)	0	0.00%					
Neutral	(3)	0	0.00%					
Agree	(4)	2	40.00%					
Strongly agree	(5)	3	60.00%					
Not Applicable	(0)	0	0.00%					
				0 25 50 100	Question			
<b>Response Rate</b>				<b>Mean</b>		<b>STD</b>		<b>Median</b>
5/15 (33.33%)				4.60		0.55		5.00

**12 - The instructor asked questions that stimulated general discussion.**

**Sohrob Aslamy**

Response Option	Weight	Frequency	Percent	Percent Responses	Means			
Strongly disagree	(1)	0	0.00%					
Disagree	(2)	0	0.00%					
Neutral	(3)	0	0.00%					
Agree	(4)	2	40.00%					
Strongly agree	(5)	3	60.00%					
Not Applicable	(0)	0	0.00%					
				0 25 50 100	Question			
<b>Response Rate</b>				<b>Mean</b>		<b>STD</b>		<b>Median</b>
5/15 (33.33%)				4.60		0.55		5.00

**13 - The instructor gave consideration to the concerns, comments, and questions of students.**

**Sohrob Aslamy**

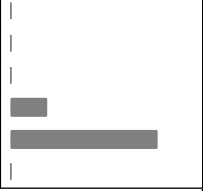
Response Option	Weight	Frequency	Percent	Percent Responses	Means			
Strongly disagree	(1)	0	0.00%					
Disagree	(2)	0	0.00%					
Neutral	(3)	0	0.00%					
Agree	(4)	1	20.00%					
Strongly agree	(5)	4	80.00%					
Not Applicable	(0)	0	0.00%					
				0 25 50 100	Question			
<b>Response Rate</b>				<b>Mean</b>		<b>STD</b>		<b>Median</b>
5/15 (33.33%)				4.80		0.45		5.00




**Course:** 72461.1243: GEO.171.M002.SUMMER24.Human Geographies  
**Instructor:** Sohrob Aslamy \*  
**Response Rate:** 5/15 (33.33 %)

**14 - The instructor showed enthusiasm for the course material.**


Sohrob Aslamy

Response Option	Weight	Frequency	Percent	Percent Responses	Means			
Strongly disagree	(1)	0	0.00%			4.80		
Disagree	(2)	0	0.00%					
Neutral	(3)	0	0.00%					
Agree	(4)	1	20.00%					
Strongly agree	(5)	4	80.00%					
Not Applicable	(0)	0	0.00%					
Response Rate				0 25 50 100	Question			
5/15 (33.33%)					Mean	STD	Median	
					4.80	0.45	5.00	


**15 - The course challenged me to think seriously about the subject matter.**

Response Option	Weight	Frequency	Percent	Percent Responses	Means			
Strongly disagree	(1)	0	0.00%			4.60		
Disagree	(2)	0	0.00%					
Neutral	(3)	0	0.00%					
Agree	(4)	2	40.00%					
Strongly agree	(5)	3	60.00%					
Not Applicable	(0)	0	0.00%					
Response Rate				0 25 50 100	Question			
5/15 (33.33%)					Mean	STD	Median	
					4.60	0.55	5.00	

**16 - I gained an understanding of major concepts in geography.**

Response Option	Weight	Frequency	Percent	Percent Responses	Means			
Strongly disagree	(1)	0	0.00%			4.60		
Disagree	(2)	0	0.00%					
Neutral	(3)	0	0.00%					
Agree	(4)	2	40.00%					
Strongly agree	(5)	3	60.00%					
Not Applicable	(0)	0	0.00%					
Response Rate				0 25 50 100	Question			
5/15 (33.33%)					Mean	STD	Median	
					4.60	0.55	5.00	

**17 - I became aware of multiple perspectives and debates on issues in geography.**

Response Option	Weight	Frequency	Percent	Percent Responses	Means			
Strongly disagree	(1)	0	0.00%			4.60		
Disagree	(2)	0	0.00%					
Neutral	(3)	0	0.00%					
Agree	(4)	2	40.00%					
Strongly agree	(5)	3	60.00%					
Not Applicable	(0)	0	0.00%					
Response Rate				0 25 50 100	Question			
5/15 (33.33%)					Mean	STD	Median	
					4.60	0.55	5.00	



**Course:** 72461.1243: GEO.171.M002.SUMMER24.Human Geographies  
**Instructor:** Sohrob Aslamy \*  
**Response Rate:** 5/15 (33.33 %)

**18 - I am able to identify, locate, evaluate, use, and share information as it pertains to geography.**

Response Option	Weight	Frequency	Percent	Percent Responses	Means			
Strongly disagree	(1)	0	0.00%					
Disagree	(2)	0	0.00%					
Neutral	(3)	0	0.00%					
Agree	(4)	2	40.00%					
Strongly agree	(5)	3	60.00%					
Not Applicable	(0)	0	0.00%					
				0 25 50 100	Question			
Response Rate				Mean		STD		Median
5/15 (33.33%)				4.60		0.55		5.00

**19 - I am able to critically read and understand the scholarly literature in geography.**

Response Option	Weight	Frequency	Percent	Percent Responses	Means			
Strongly disagree	(1)	0	0.00%					
Disagree	(2)	0	0.00%					
Neutral	(3)	0	0.00%					
Agree	(4)	4	80.00%					
Strongly agree	(5)	1	20.00%					
Not Applicable	(0)	0	0.00%					
				0 25 50 100	Question			
Response Rate				Mean		STD		Median
5/15 (33.33%)				4.20		0.45		4.00

**20 - I developed skills in displaying geographic information in a graphic or visual form.**

Response Option	Weight	Frequency	Percent	Percent Responses	Means			
Strongly disagree	(1)	0	0.00%					
Disagree	(2)	0	0.00%					
Neutral	(3)	0	0.00%					
Agree	(4)	3	60.00%					
Strongly agree	(5)	2	40.00%					
Not Applicable	(0)	0	0.00%					
				0 25 50 100	Question			
Response Rate				Mean		STD		Median
5/15 (33.33%)				4.40		0.55		4.00

**21 - I have a better understanding of the changing relationship between humans and the environment.**

Response Option	Weight	Frequency	Percent	Percent Responses	Means			
Strongly disagree	(1)	0	0.00%					
Disagree	(2)	0	0.00%					
Neutral	(3)	0	0.00%					
Agree	(4)	3	60.00%					
Strongly agree	(5)	2	40.00%					
Not Applicable	(0)	0	0.00%					
				0 25 50 100	Question			
Response Rate				Mean		STD		Median
5/15 (33.33%)				4.40		0.55		4.00



**Course:** 72461.1243: GEO.171.M002.SUMMER24.Human Geographies  
**Instructor:** Sohrob Aslamy \*  
**Response Rate:** 5/15 (33.33 %)

**22 - I have a better understanding of the relationship between people and places over time and across space.**

Response Option	Weight	Frequency	Percent	Percent Responses	Means			
Strongly disagree	(1)	0	0.00%					
Disagree	(2)	0	0.00%					
Neutral	(3)	0	0.00%					
Agree	(4)	3	60.00%					
Strongly agree	(5)	2	40.00%					
Not Applicable	(0)	0	0.00%					
				0 25 50 100	Question			
<b>Response Rate</b>				<b>Mean</b>		<b>STD</b>		<b>Median</b>
5/15 (33.33%)				4.40		0.55		4.00

**23 - I have a better understanding of basic geographic methods of presenting and using spatial information (e.g. map making and reading, spatial analysis and visualization).**

Response Option	Weight	Frequency	Percent	Percent Responses	Means			
Strongly disagree	(1)	0	0.00%					
Disagree	(2)	0	0.00%					
Neutral	(3)	0	0.00%					
Agree	(4)	3	60.00%					
Strongly agree	(5)	2	40.00%					
Not Applicable	(0)	0	0.00%					
				0 25 50 100	Question			
<b>Response Rate</b>				<b>Mean</b>		<b>STD</b>		<b>Median</b>
5/15 (33.33%)				4.40		0.55		4.00

**24 - I have a better understanding of the value of a geographic perspective on the world around us.**

Response Option	Weight	Frequency	Percent	Percent Responses	Means			
Strongly disagree	(1)	0	0.00%					
Disagree	(2)	0	0.00%					
Neutral	(3)	0	0.00%					
Agree	(4)	3	60.00%					
Strongly agree	(5)	2	40.00%					
Not Applicable	(0)	0	0.00%					
				0 25 50 100	Question			
<b>Response Rate</b>				<b>Mean</b>		<b>STD</b>		<b>Median</b>
5/15 (33.33%)				4.40		0.55		4.00

**25 - I have a better understanding of the natural environment, including patterns and causal processes, and variations over time and across space.**

Response Option	Weight	Frequency	Percent	Percent Responses	Means			
Strongly disagree	(1)	0	0.00%					
Disagree	(2)	0	0.00%					
Neutral	(3)	0	0.00%					
Agree	(4)	3	60.00%					
Strongly agree	(5)	2	40.00%					
Not Applicable	(0)	0	0.00%					
				0 25 50 100	Question			
<b>Response Rate</b>				<b>Mean</b>		<b>STD</b>		<b>Median</b>
5/15 (33.33%)				4.40		0.55		4.00



**Course:** 72461.1243: GEO.171.M002.SUMMER24.Human Geographies  
**Instructor:** Sohrob Aslamy \*  
**Response Rate:** 5/15 (33.33 %)

**26 - Overall, I learned a great deal from this course.**

Response Option	Weight	Frequency	Percent	Percent Responses	Means			
Strongly disagree	(1)	0	0.00%					
Disagree	(2)	0	0.00%					
Neutral	(3)	0	0.00%					
Agree	(4)	3	60.00%					
Strongly agree	(5)	2	40.00%					
Not Applicable	(0)	0	0.00%					
				0 25 50 100	Question			
<b>Response Rate</b>				<b>Mean</b>		<b>STD</b>		<b>Median</b>
5/15 (33.33%)				4.40		0.55		4.00

**27 - The instructor of this course was:**

**Sohrob Aslamy**

Response Option	Weight	Frequency	Percent	Percent Responses	Means			
Poor	(1)	0	0.00%					
Below average	(2)	0	0.00%					
Average	(3)	1	20.00%					
Above average	(4)	3	60.00%					
Excellent	(5)	1	20.00%					
				0 25 50 100	Question			
<b>Response Rate</b>				<b>Mean</b>		<b>STD</b>		<b>Median</b>
5/15 (33.33%)				4.00		0.71		4.00

**28 - This course was:**

Response Option	Weight	Frequency	Percent	Percent Responses	Means			
Poor	(1)	0	0.00%					
Below average	(2)	0	0.00%					
Average	(3)	1	20.00%					
Above average	(4)	3	60.00%					
Excellent	(5)	1	20.00%					
				0 25 50 100	Question			
<b>Response Rate</b>				<b>Mean</b>		<b>STD</b>		<b>Median</b>
5/15 (33.33%)				4.00		0.71		4.00

**29 - Which of the following best describes you?**

Response Option	Weight	Frequency	Percent	Percent Responses	Means			
Geography Major	(1)	1	20.00%					
Geography Minor	(2)	0	0.00%					
Environment & Society Minor	(3)	0	0.00%					
Environment Sustainability and Policy Major	(4)	0	0.00%					
Undeclared Undergraduate	(5)	1	20.00%					
Other Major	(6)	3	60.00%					
				0 25 50 100				
<b>Response Rate</b>								
5/15 (33.33%)								

**30 - Other Major:**

<b>Response Rate</b>	0/15 (0%)
----------------------	-----------



**Course:** 72461.1243: GEO.171.M002.SUMMER24.Human Geographies  
**Instructor:** Sohrob Aslamy \*  
**Response Rate:** 5/15 (33.33 %)

### 31 - Class Status

Response Option	Weight	Frequency	Percent	Percent Responses	Means
Freshman	(1)	2	50.00%		
Sophomore	(2)	2	50.00%		
Junior	(3)	0	0.00%		
Senior	(4)	0	0.00%		
Graduate student	(5)	0	0.00%		
Non-matriculated student	(6)	0	0.00%		
				0 25 50 100	
Response Rate					
4/15 (26.67%)					

### 32 - Gender

Response Option	Weight	Frequency	Percent	Percent Responses	Means
Male	(1)	3	75.00%		
Female	(2)	1	25.00%		
Transgender	(3)	0	0.00%		
Unsure / other	(4)	0	0.00%		
Prefer not to say	(5)	0	0.00%		
				0 25 50 100	
Response Rate					
4/15 (26.67%)					

### 33 - Are you taking this course to fulfill a requirement?

Response Option	Weight	Frequency	Percent	Percent Responses	Means
Yes	(1)	4	100.00%		
No	(2)	0	0.00%		
				0 25 50 100	
Response Rate					
4/15 (26.67%)					

### 34 - I attended the following percentage of class meetings:

Response Option	Weight	Frequency	Percent	Percent Responses	Means
Over 90%	(5)	4	100.00%		
80-90%	(4)	0	0.00%		
60-79%	(3)	0	0.00%		
50-69%	(2)	0	0.00%		
Less than 50%	(1)	0	0.00%		
				0 25 50 100	
Response Rate					
4/15 (26.67%)					

### 35 - On average, how many hours per week did you spend preparing for this course outside of class time?

Response Option	Weight	Frequency	Percent	Percent Responses	Means
Less than 1 hour	(1)	0	0.00%		2.00
1-2 hours	(2)	4	100.00%		
3-4 hours	(3)	0	0.00%		
More than 4 hours	(4)	0	0.00%		
				0 25 50 100	
Response Rate				Mean	STD
4/15 (26.67%)				2.00	0.00
				Median	2.00





**Course:** 72461.1243: GEO.171.M002.SUMMER24.Human Geographies  
**Instructor:** Sohrob Aslamy \*  
**Response Rate:** 5/15 (33.33 %)

**36 - The work load for this course in relation to other courses of the same level was:**

Response Option	Weight	Frequency	Percent	Percent Responses	Means
Much heavier	(1)	0	0.00%		
Heavier	(2)	0	0.00%		
About the same	(3)	2	50.00%	■	
Lighter	(4)	2	50.00%	■	
Much lighter	(5)	0	0.00%		
				0 25 50 100	
Response Rate					
4/15 (26.67%)					

**37 - The grading standards for this course in relation to other courses of the same level were:**

Response Option	Weight	Frequency	Percent	Percent Responses	Means
Much harder	(1)	0	0.00%		
Harder	(2)	0	0.00%		
About the same	(3)	3	75.00%	■	
Easier	(4)	1	25.00%	■	
Much easier	(5)	0	0.00%		
				0 25 50 100	
Response Rate					
4/15 (26.67%)					

**38 - What aspects of this course were most successful? Why?**

Response Rate	3/15 (20%)
<ul style="list-style-type: none"> <li>I think that the type of slide shows that Professor Aslamy used were very informative and easy to understand. He was also always available for help and gave great advice and assistance. I think the timing of the class was also great, an hour and 45 minutes was just the right amount of time to be in class.</li> <li>This course introduced some of the concepts and ideas that related to different fields of geography and have some values of inspiration, which can be a introductory curriculum to the students who have interests in related fields.</li> <li>It covers a lot of parts of geography. So students can know which part is most suitable for them.</li> </ul>	

**39 - What aspects of this course were least successful? Why?**

Response Rate	2/15 (13.33%)
<ul style="list-style-type: none"> <li>None.</li> <li>The overall time arrangement is compact, which means students have a limited amount of time to prepare the content during the last week of class, one of the cases is the PowerPoint presentation of the article we chose, the schedule might not be considered the possibility of finding an article which unsuitable for presenting, this makes students have less time and chance when a part of the project has some mistakes.</li> </ul>	

**40 - Please comment on any issues that you feel are not addressed by this questionnaire.**

Response Rate	0/15 (0%)
---------------	-----------